



# EXTRA LARGE TREE STORAGE BAG

MODEL #: SB-10133

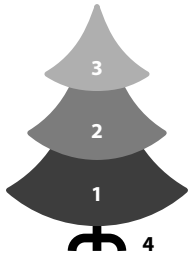
IMPORTANT, RETAIN FOR FUTURE REFERENCE: READ CAREFULLY

For assistance with assembly, replacement parts or to activate your warranty:  
www.SantasBags.com | Support@VillageLighting.com

2023 All Rights Reserved @ Property of Village Lighting Co. | Intended for indoor use

## How to Load your Christmas Tree

Make sure your tree is disassembled and the sections are fully compressed.



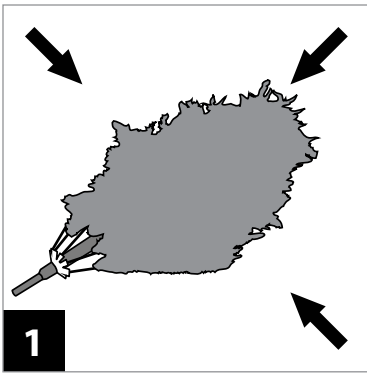
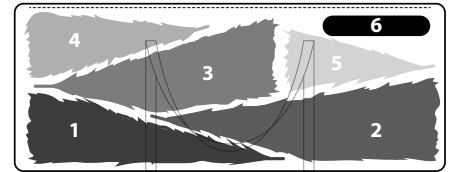
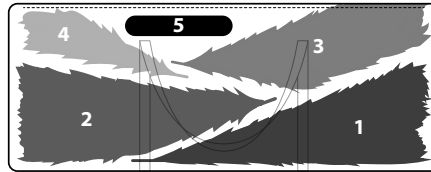
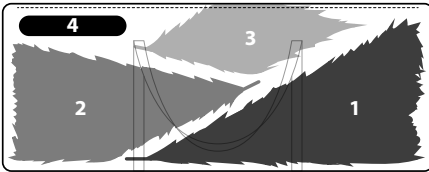
Three Section Tree



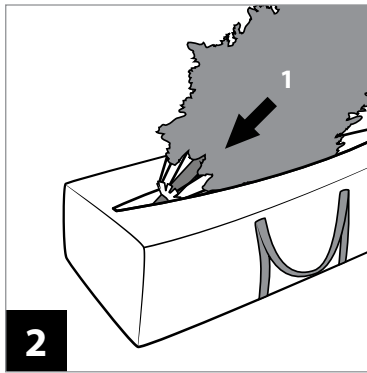
Four Section Tree



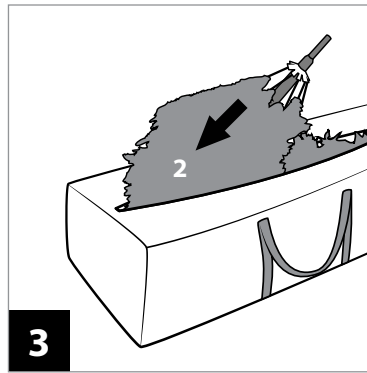
Five Section Tree



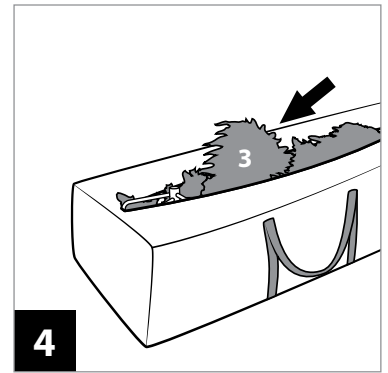
**1** Disassemble your tree and fully compress the sections.



**2** Insert the largest tree section into the bag.



**3** Insert the next largest tree section opposite of the first.



**4** Insert the tree top and stand in the remaining space.

### STILL HAVE QUESTIONS?

Please look online for more help on loading your tree.

